

LEVEL INDICATOR WITH RELAY OUTPUT



DLC-4U-M-2W

Application

This DLC-4U-M-2W Series Level Controller gets signal from each point of the sensor installed in the tank and displays the level of the liquid in the tank as points.

Using a converter for 2-wire transmission, this changes contact signal to current.

LED display enables you to read the current status correctly and easily.

This is designed to control one alarm and one of control which activates the connected pump.

It is designed to control two pumps and able to control sequentially or alternatively.

Sequential control means that pump 1 always operates before pump 2.

Alternative control means that pump 1 and pump 2 operates in turn which extends life of the pumps.

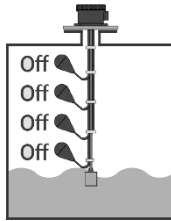
This product is set for sequential control mode.

- L.E.D Display.
- 1ea Alarm, 1ea Buzzer, 2ea Pump Control.

Technical Data

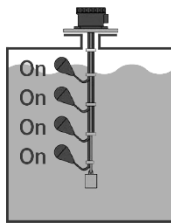
• Indicate	: L.E.D Lamp
• Operating Temperature	: 0°C ~ 60°C
• Dimensions	: 87mm (Wide) , 155mm (High) , 69mm (Deep)
• Max. Switching Current Capacitor	: 1250VA, 150W
• Max. Switching Voltage	: 250VAC, 30VDC
• Max. Switching Current	: 5A
• Material	: Polycarbonate & A.B.S

Display Operation



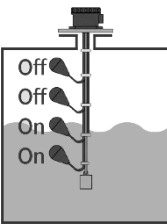
Low Level Display

When the liquid level goes up to reach the STOP point, the All indicator turns on. At the same time, the All contact signal is not out and deactivates the connected pump.



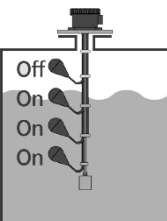
High Level Display

When the liquid level goes Up to reach the HIGH/A point, the HIGH/A & PUMP1 & PUMP2 indicator turns on. At the same time, the HIGH/A & PUMP1 & PUMP2 contact signal activates the connected buzzer and pump.



Pump "1" – Control "On" Level Display

When the liquid level goes Down to reach the START1 point, the Pump1 or Pump2 indicator turns on. At the same time, the Pump1 or Pump2 contact signal activates the connected pump.

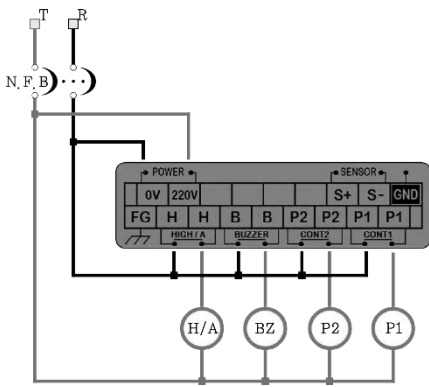
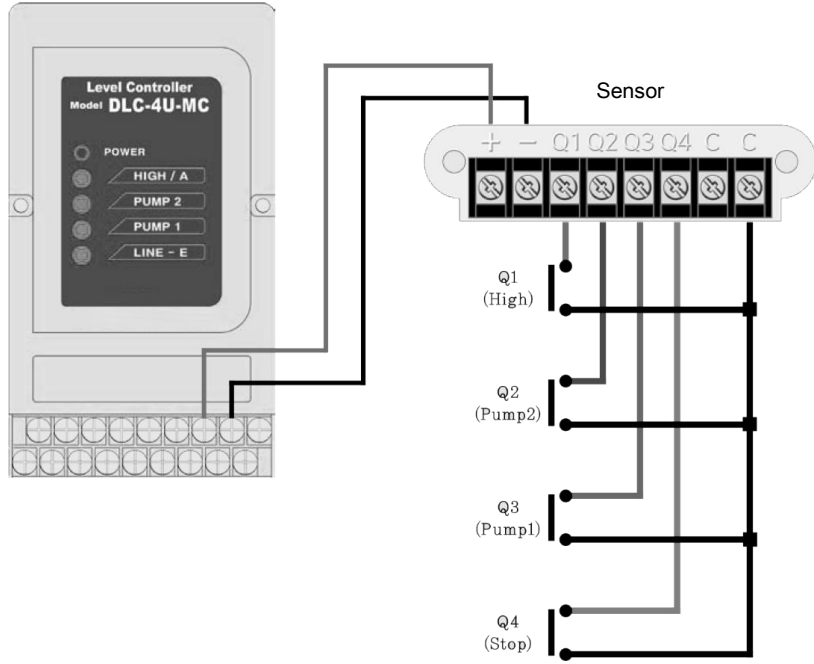


Pump "2" – Control "On" Level Display

When the liquid level goes Down to reach the START2 point, the Pump1 & Pump2 indicator turns on. At the same time, the Pump1 & Pump2 contact signal activates the connected pump.

LEVEL INDICATOR WITH RELAY OUTPUT

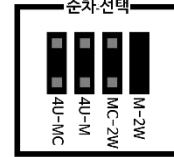
Wiring Diagram



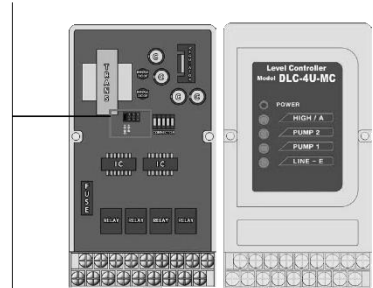
Terminal - Features & description

Sequentially

순차선택



Alternatively



Sequentially / alternatively selection

Shape Dimension

